
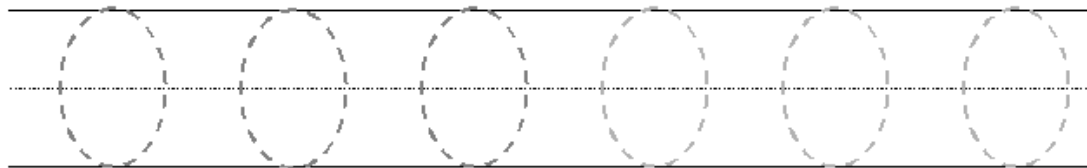
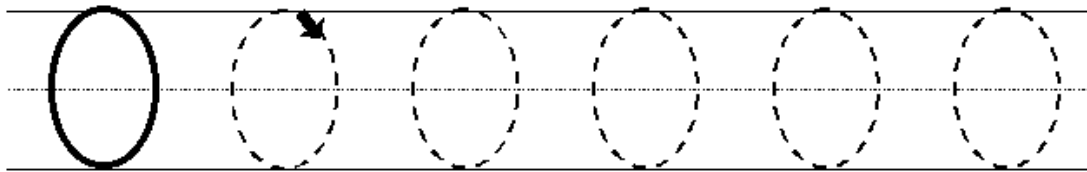


My
numbers
book 1

0




zero

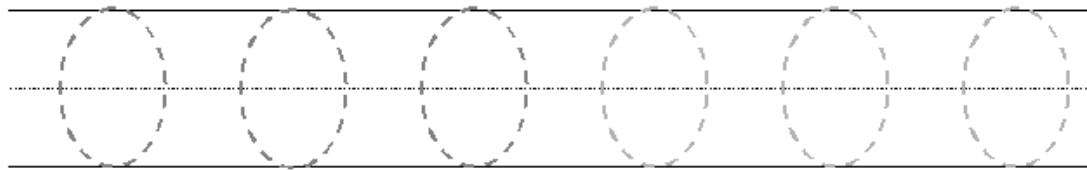
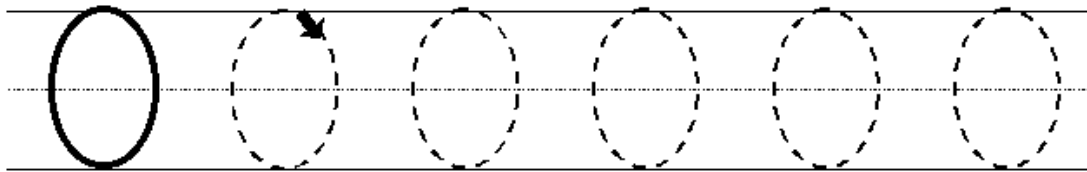


0	0	0	0
.....
.....
.....

0



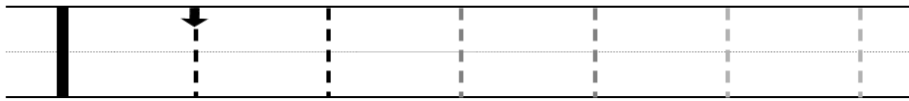

zero



0	0	0	0
.....
.....
.....

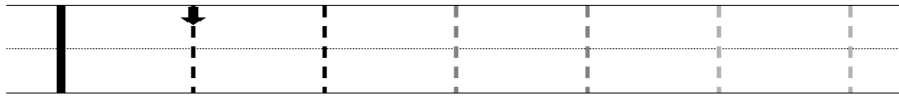

1

one
moon

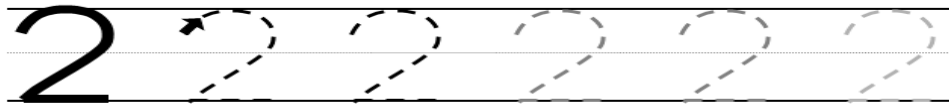



1	1	1	1
.....
.....
.....
.....
.....


1 one
sun




1	1	1	1
.....
.....
.....
.....
.....



2	2	2	2
.....
.....
.....
.....
.....




2 two horses




2	2	2	2
.....
.....
.....
.....
.....



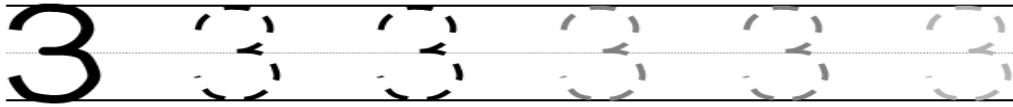


3 three
fox



3	3	3	3
.....
.....
.....
.....
.....




3 three
cows

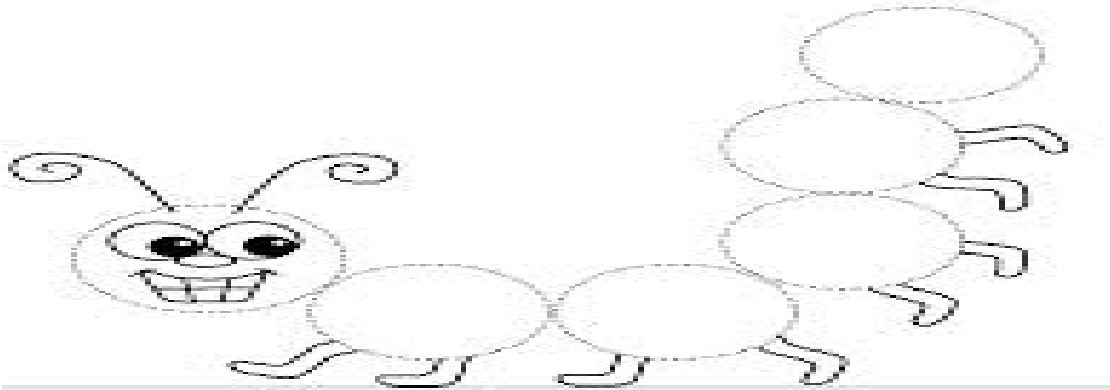


3	3	3	3
.....
.....
.....
.....
.....


Circle



Trace and colour the circles:



Count and match:




1





2


Count the circles then colour:




Draw 2 circles then colour them red:

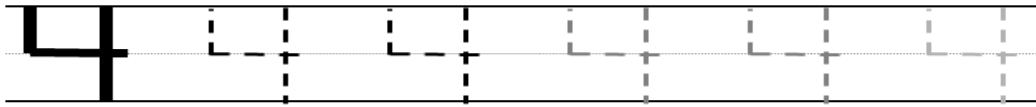


Shapes and Colors Practice: Trace the circles  and color them **red**.

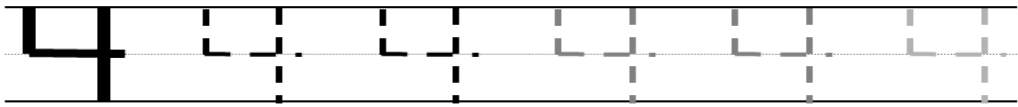





4 four bears



4	4	4	4
.....
.....
.....
.....
.....



4	4	4	4
.....
.....
.....
.....
.....

Sheet(1)

1) Complete:-

1,,,

2) Count and match:-



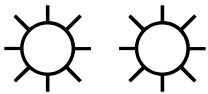
2



3





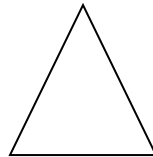

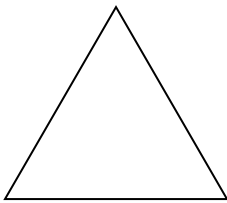


4




1

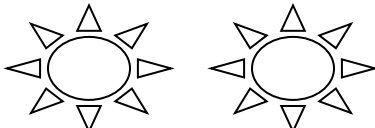
3) Colour the circles with red:-





Sheet (2)

1) Count and write the number:-

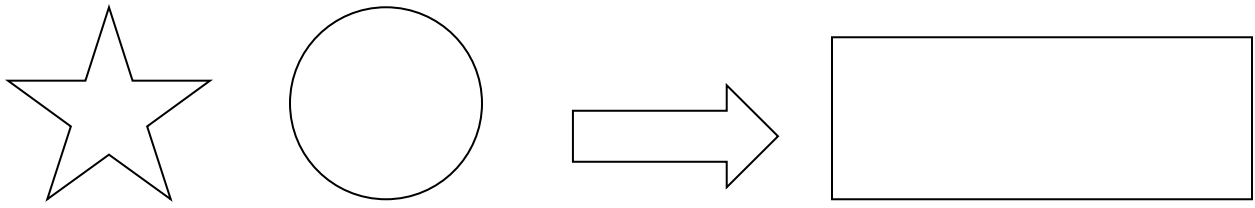


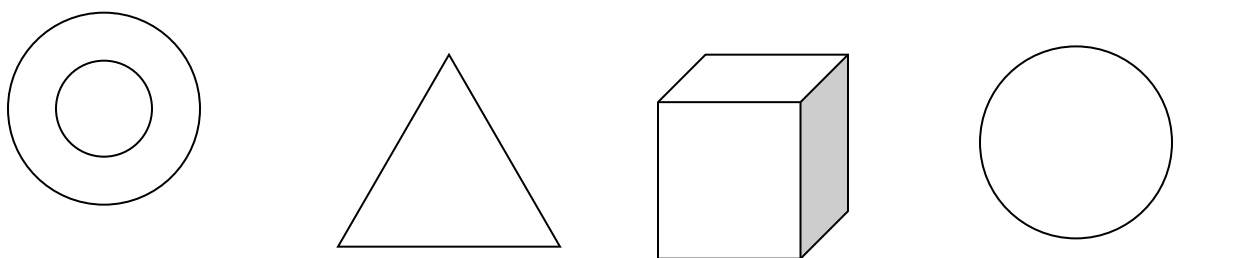






2) Colour the circles only:-



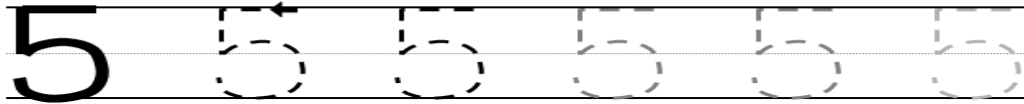





3) Complete:-

1,,,

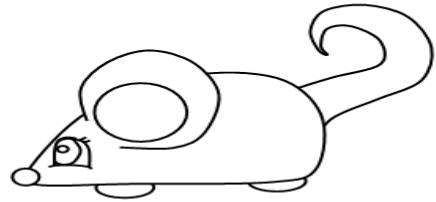

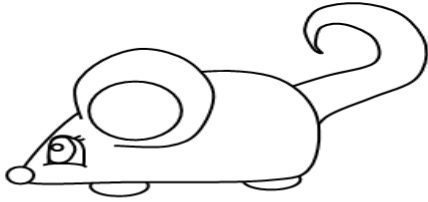



5 five lions



5	5	5	5
.....
.....
.....
.....
.....


5 five
mice



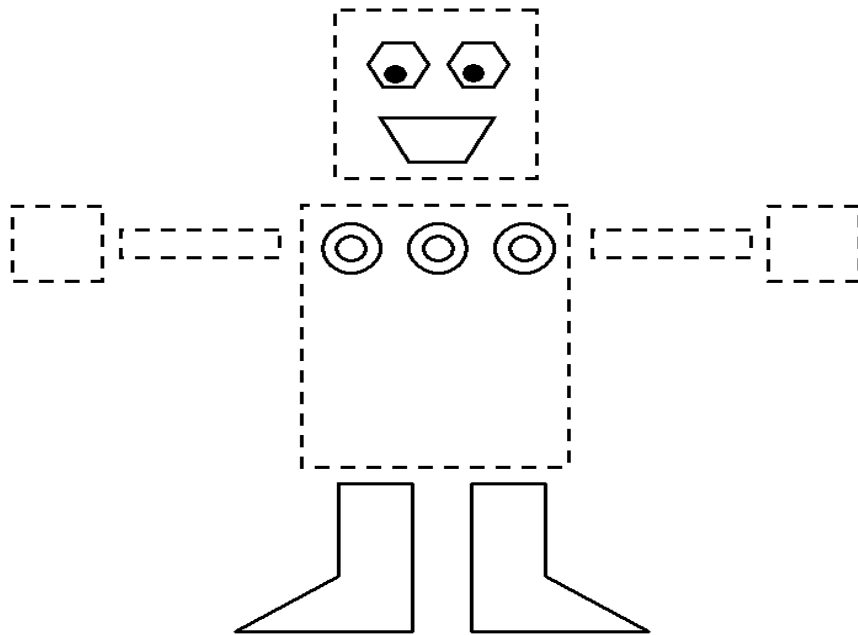
5 5 5 5 5 5

5	5	5	5
.....
.....
.....
.....
.....

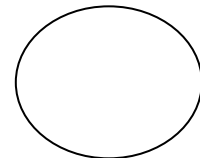
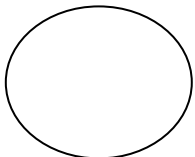

Square

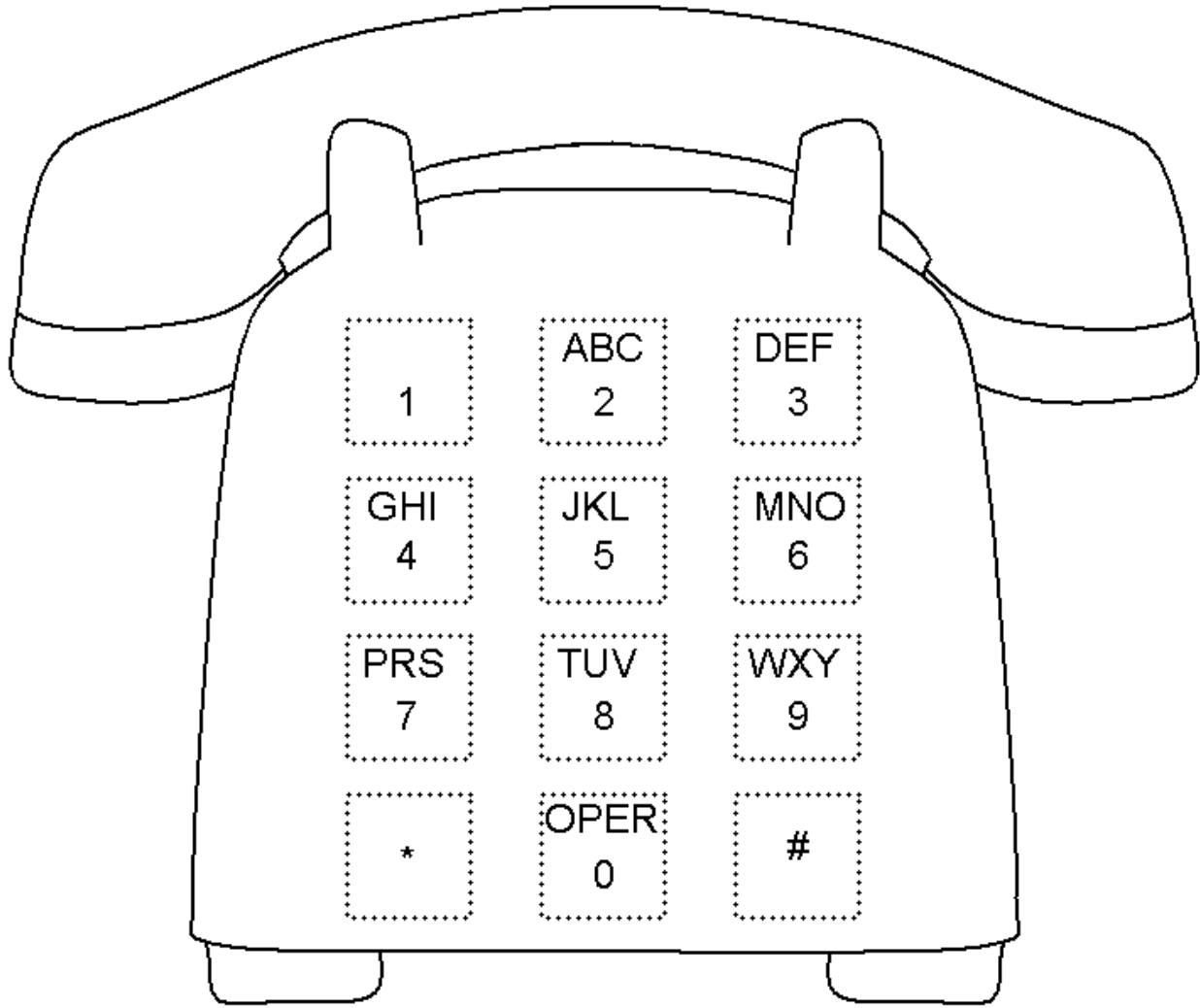



Trace and colour the squares:




Match with the same shape:






Shapes and Colors: Trace the squares  and color them green.

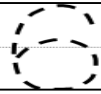






6 six
owls



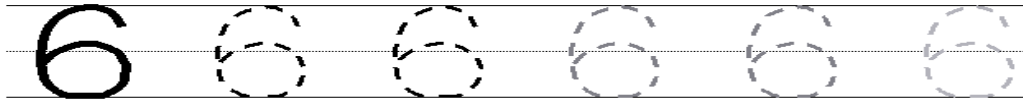




6



6	6	6	6
.....
.....
.....
.....
.....

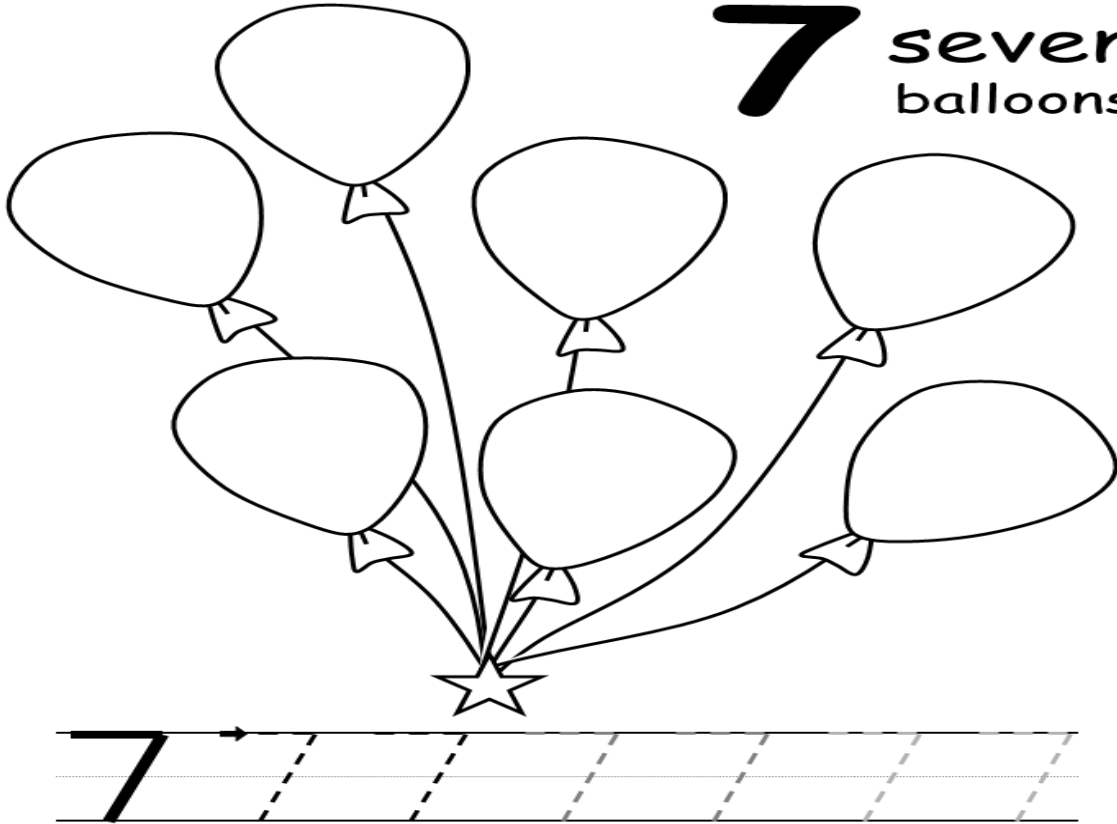


6 six flowers



6	6	6	6
.....
.....
.....
.....
.....

7 seven balloons



7	7	7	7
.....
.....
.....
.....
.....




7 seven
chicks

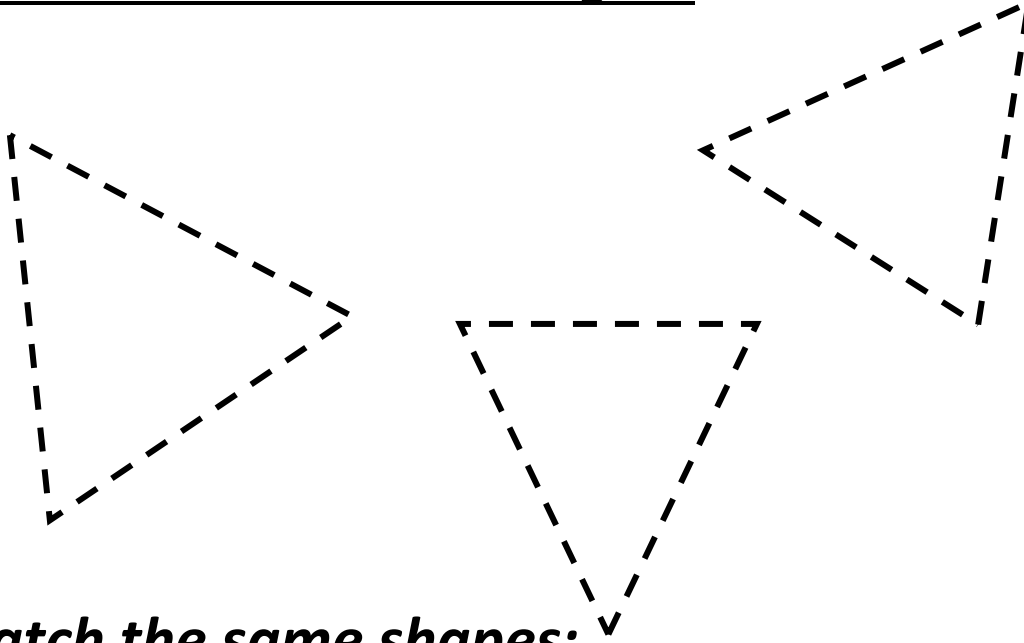


7	7	7	7
.....
.....
.....
.....
.....
.....



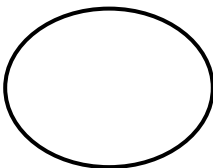

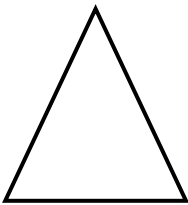
Triangle

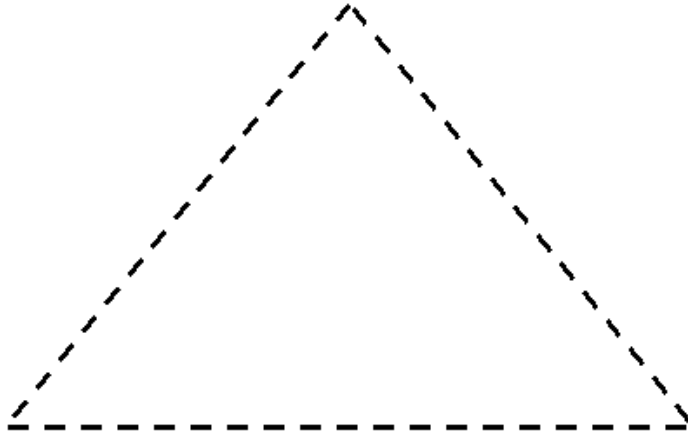



Trace then colour the triangles:

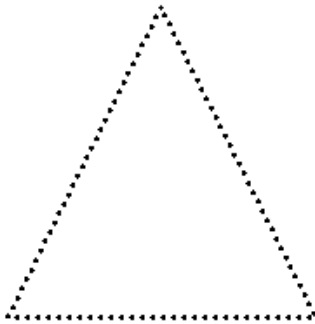


Match the same shapes:

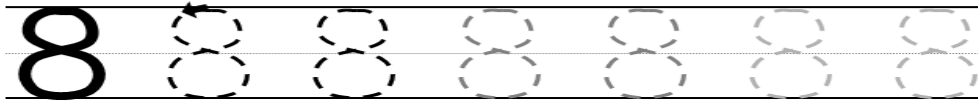





Shapes and Colors: Trace the triangles  and color them **yellow**.

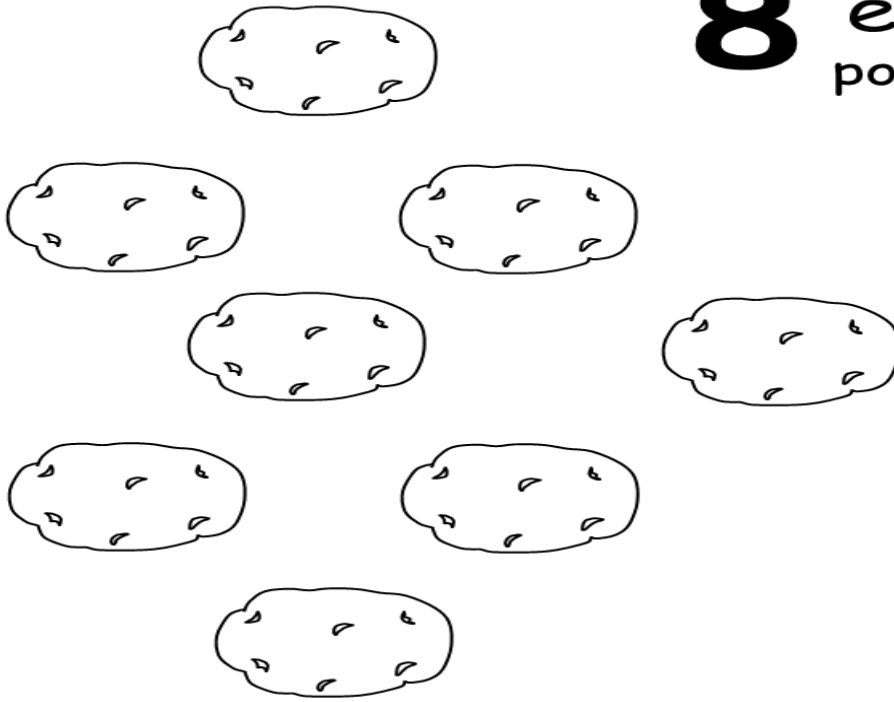


8 eight
bees



8	8	8	8
.....
.....
.....
.....
.....

8 eight
potatoes



8	8	8	8
.....
.....
.....
.....
.....

Sheet(3)

1) Complete:-

0 , ,

5 , ,

6 , ,

3 , ,

2) Count and choose:-



(3 – 8 – 6)

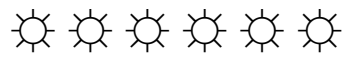


(7 – 2 – 5)



(4 – 3 – 2)

3) Match :-



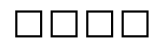
7



4

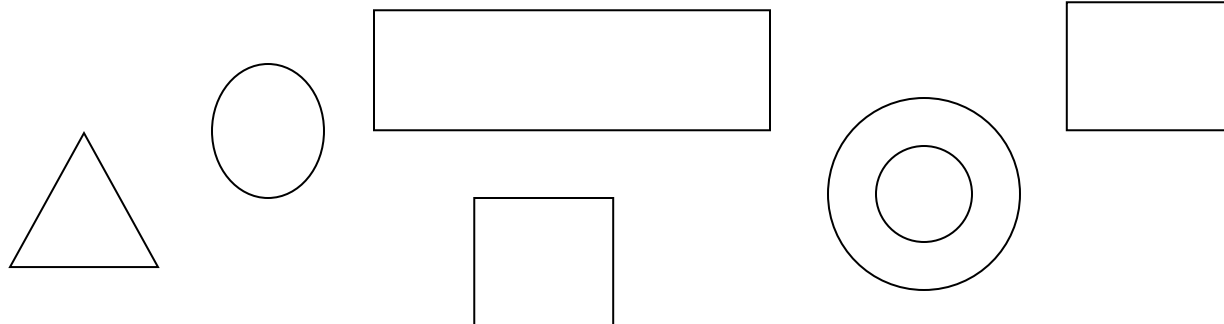


6




2

4) Colour the squares with green and the circles with red:-



Sheet(4)

1)Count and write:-



.....

.....

.....

2)Complete:-

0, , , , , , ,
..... ,

3)Count and match:-



1

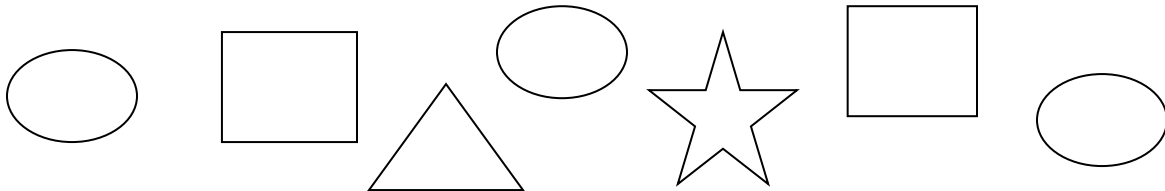


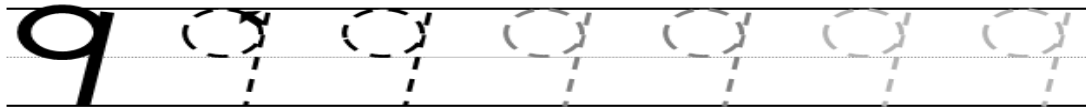
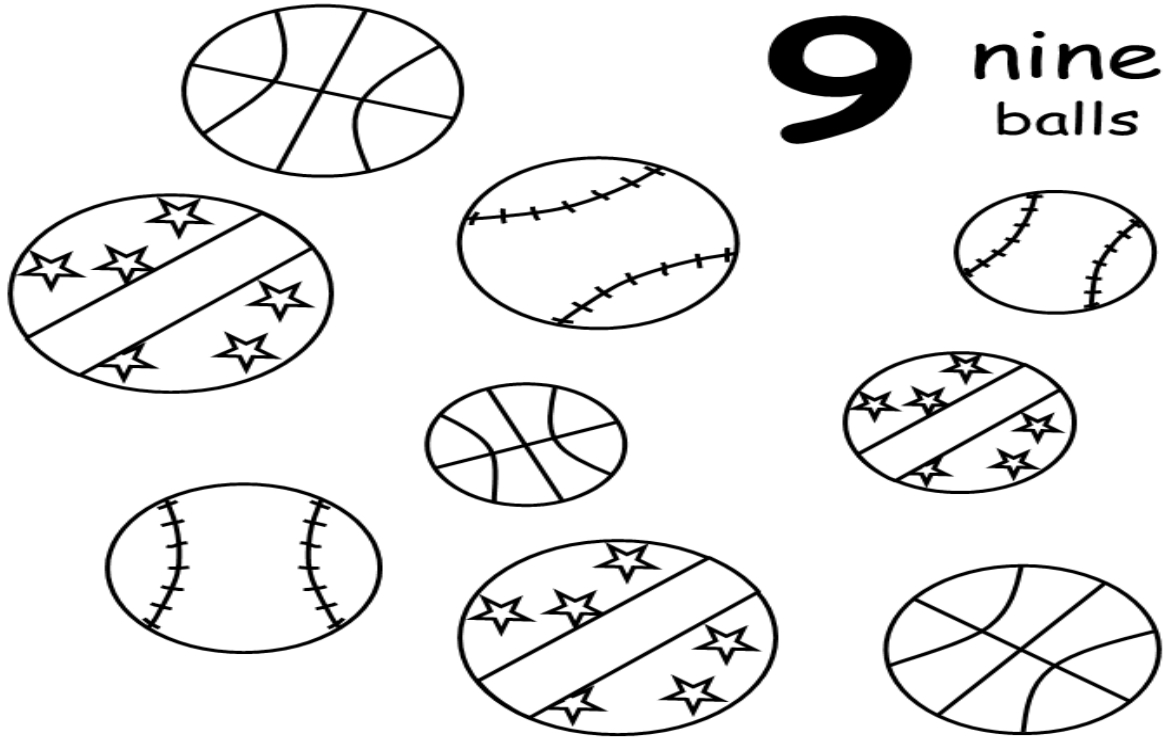
5



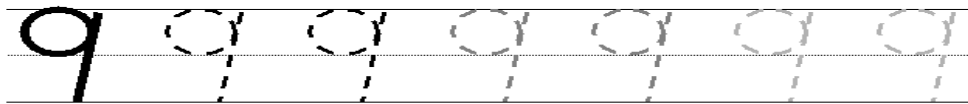

4

4)Colour the squares yellow and the circles red:-



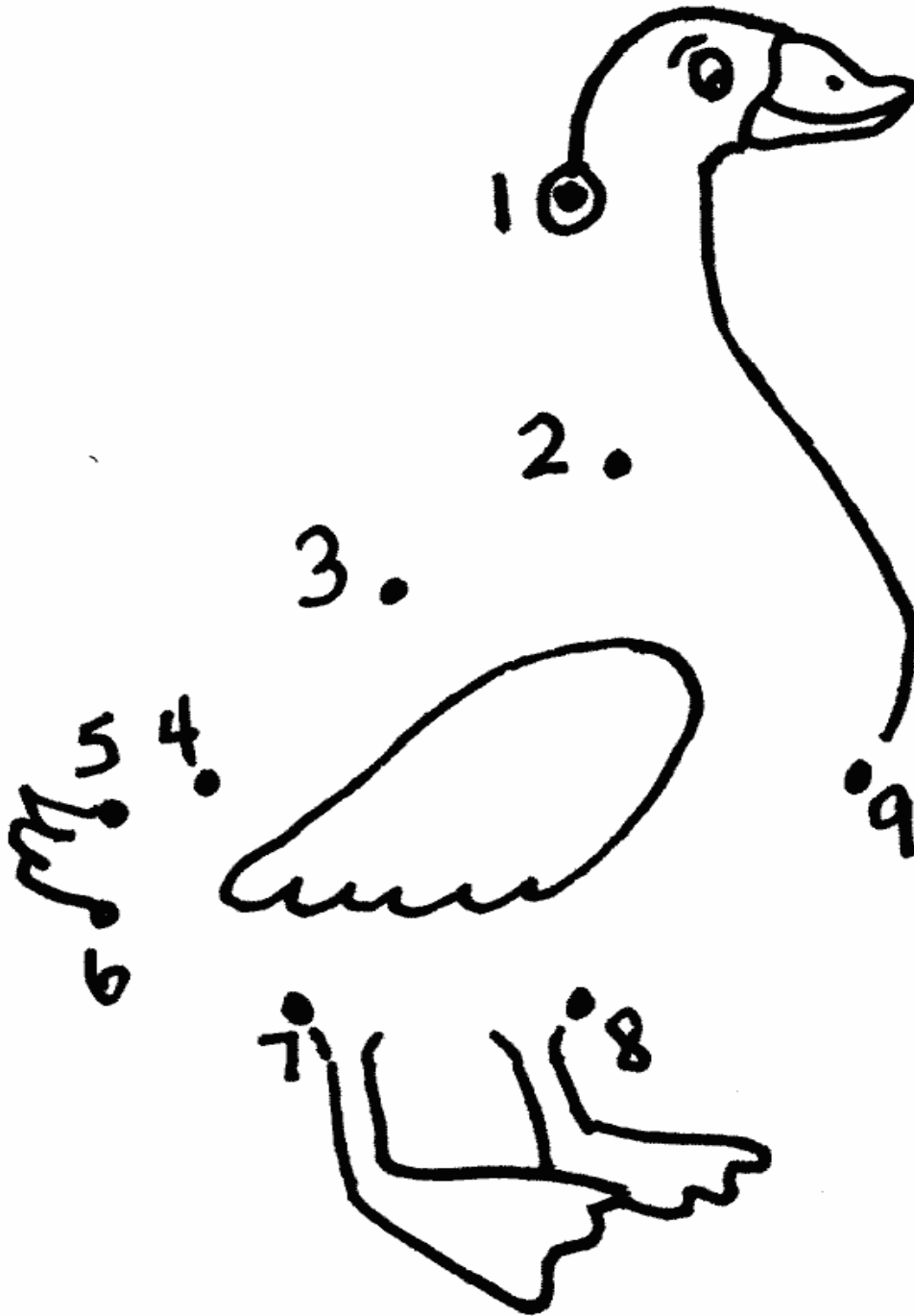


9	9	9	9
.....
.....
.....
.....
.....




9	9	9	9
.....
.....
.....
.....
.....


Match the numbers from 1 to 9:-





Rectangle

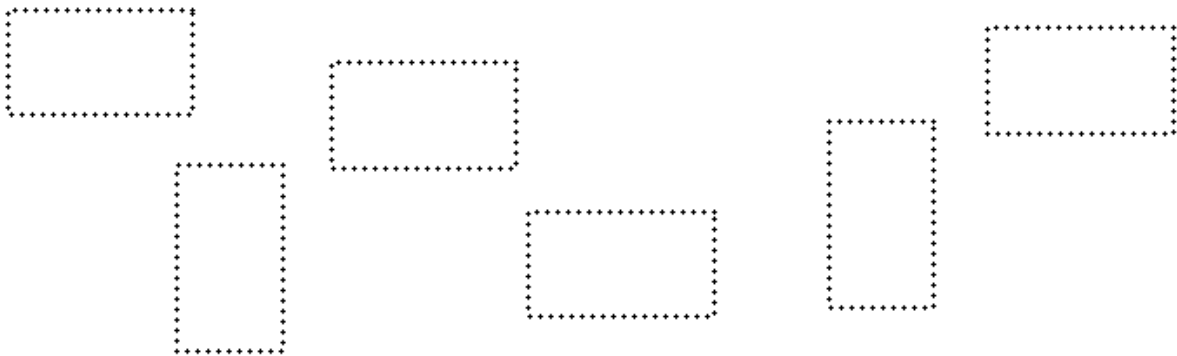



Trace and colour the rectangles:





Shapes and Colors: Trace the rectangles  and color them each a different color.







10 ten hats

10 10 10 10

10	10	10	10
.....
.....
.....
.....
.....



10	10	10	10
.....
.....
.....
.....
.....



1 1 eleven
cats



.....
.....
.....
.....
.....



1 1

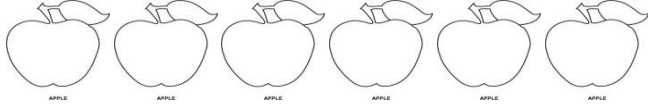
eleven
geese



.....
.....
.....
.....
.....

Sheet(5)

1)Count and write the number:-



.....



.....



.....

2)Complete:-

0
---	-------	-------	-------	-------	-------	-------	-------	-------	-------	-------

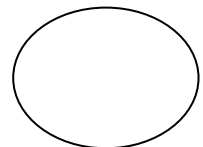

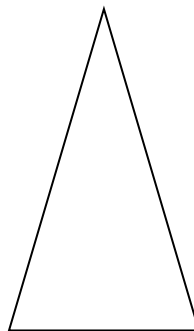


3)Write what's after:-

0 , ,

3 , ,

7 , ,

4)Colour the squares blue:



Sheet(6)

1)What's after:

0 , ,

3 , ,

6 , ,

8 , ,

2)Count and match:



7

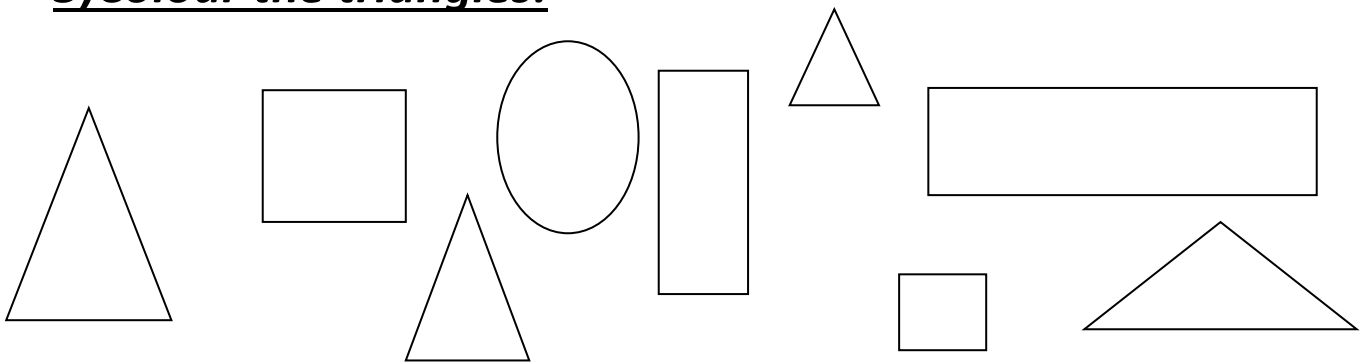


9



5

3)Colour the triangles:




4) Complete:

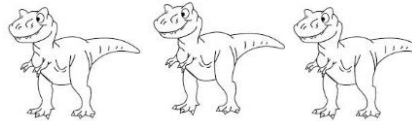
0 , , , , , , , , , ,

Sheet(7)


1)Count and write the number:



.....



.....



.....

2)Complete the numbers:

0
----------	-------	-------	-------	-------	-------	-------	-------	-------	-------	-------

3)Count and circle the right number:

9
8
11

5
11
10

4)complete:

3 , ,

7 , ,

5 , ,

9 , ,

Sheet(8)

1) What's after:

3 , ,

0 , ,


8 , ,

4 , ,

2)Count and write the number:



.....

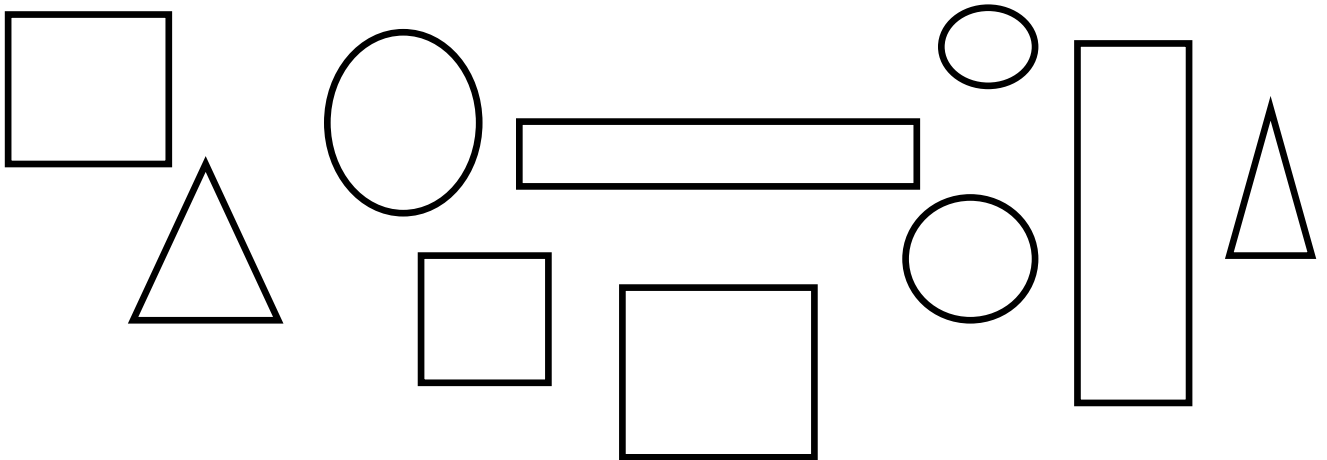


.....



.....

3)Colour the squares blue and the circles green:





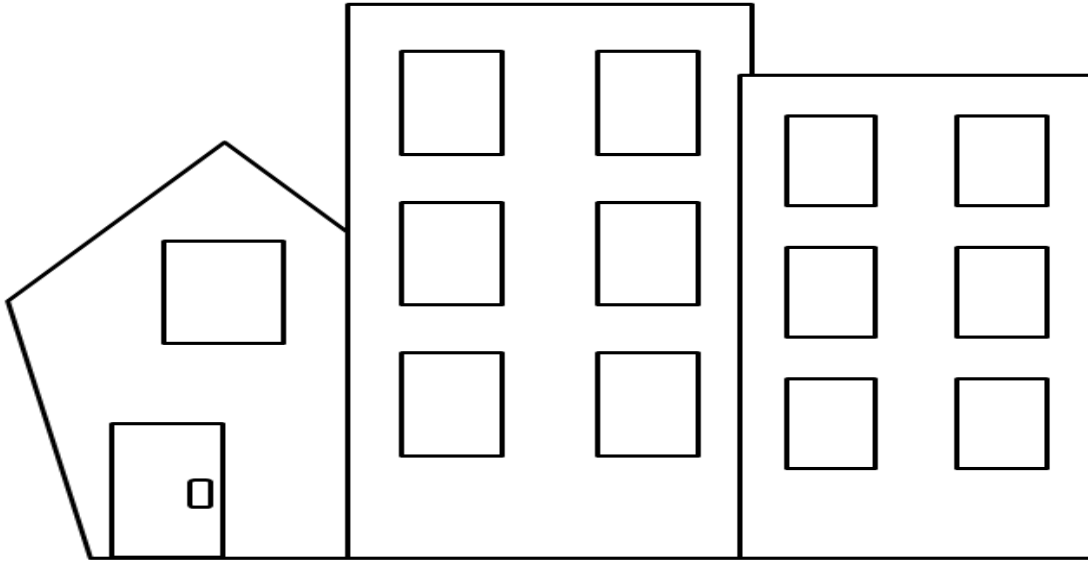
12	12	12	12
.....
.....
.....
.....
.....



12 12 12 12

12	12	12	12
.....
.....
.....
.....
.....

13 thirteen
windows



13 13 13 13

13	13	13	13
.....
.....
.....
.....
.....




13 thirteen donkeys



13 13 13 13

13	13	13	13
.....
.....
.....
.....
.....

 **14** fourteen
bats



14	14	14	14
.....
.....
.....
.....
.....



14 fourteen
goats



14	14	14	14
.....
.....
.....
.....
.....

Sheet (9)

1)What is after?

5 , ,

7 ,,

10 ,,

12 ,,

2) Count and write the number:



.....



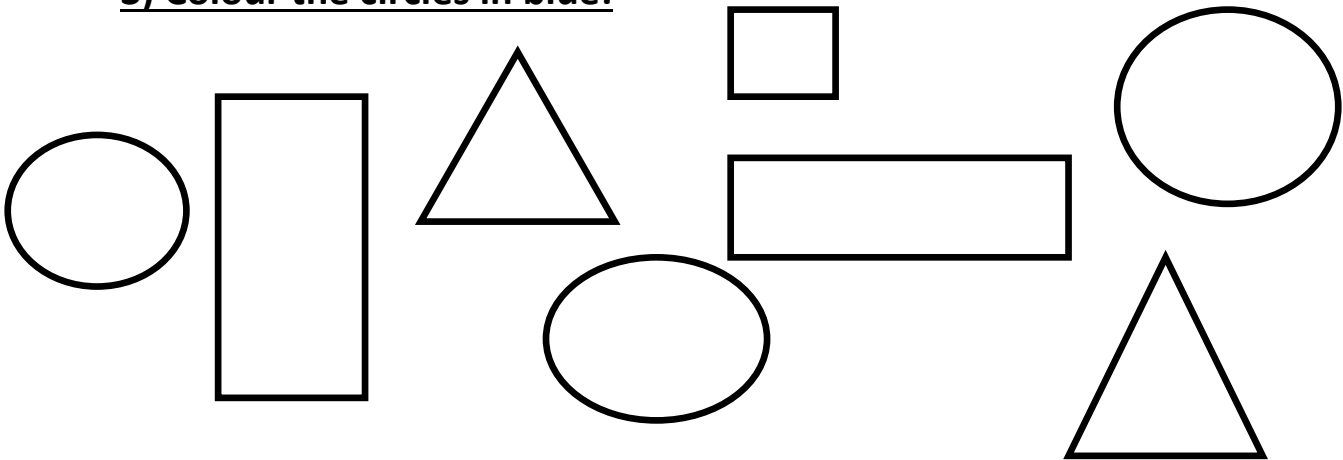
.....



.....



3) Colour the circles in blue:



4) Complete the numbers:

0 ,,,,,,,,,,,,,,,


.....

Sheet(10)


1)Complete:-

0,,,,,,,,,,,,

2)Count and match:



5



7



14

3)Write what's after:

0 ,

5 ,.....

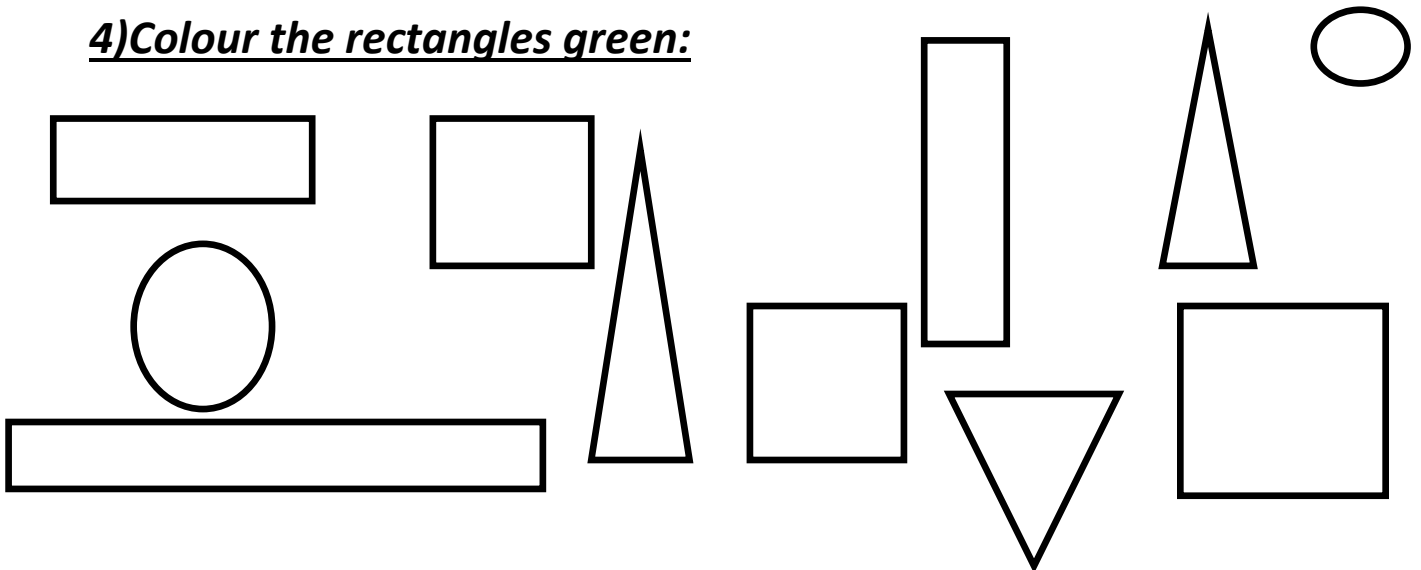
10 ,.....


3 ,

8 ,.....

13 ,.....


4)Colour the rectangles green:





15	15	15	15
.....
.....
.....
.....
.....


15

 fifteen
grain

15 15 15 15

15	15	15	15
.....
.....
.....
.....
.....

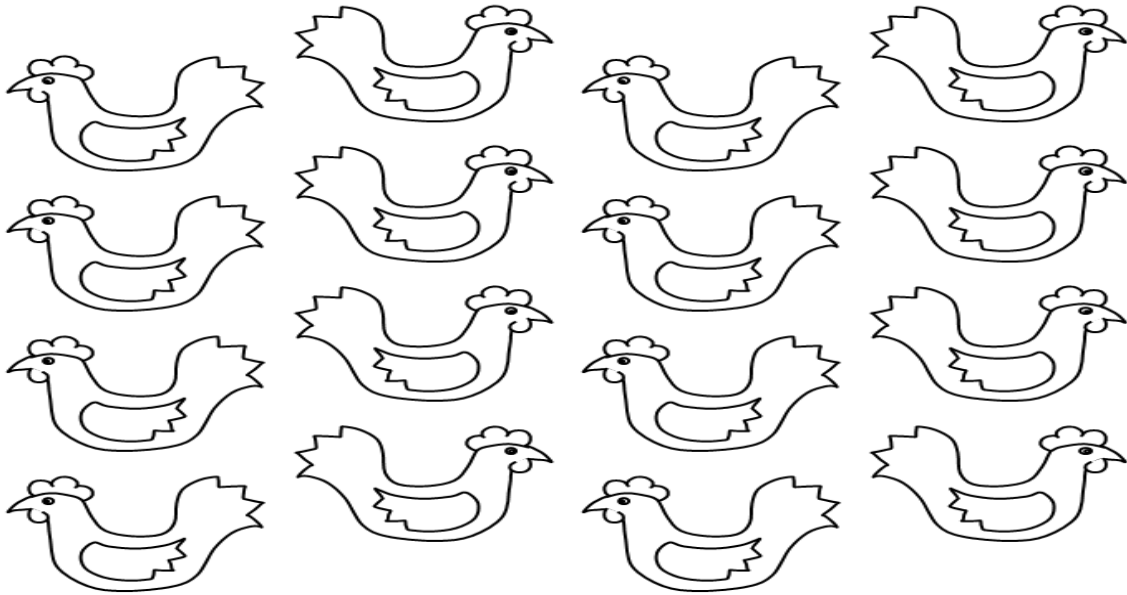
16 sixteen
grapes



16 16 16 16

16	16	16	16
.....
.....
.....
.....
.....






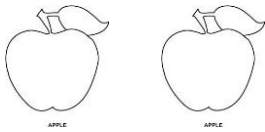
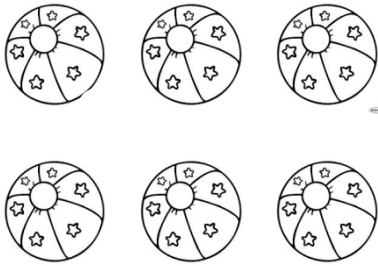
16 sixteen hens



16 16 16 16

16	16	16	16
.....
.....
.....
.....
.....

Count then circle the bigger group:



Count and circle the biggest number:

2 6

7 8

5 13

11 3

8 6


4 3

0 10

20 13

17

seventeen
ants




17	17	17	17
.....
.....
.....
.....
.....



17

seventeen
dogs



17	17	17	17
.....
.....
.....
.....
.....

Sheet(11)

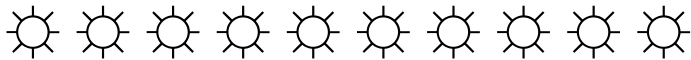
1)Count and match:-



9



10



6

2)What's after:-

16 , ,

11 , ,

9 , ,

13 , ,

3)Count and write:-

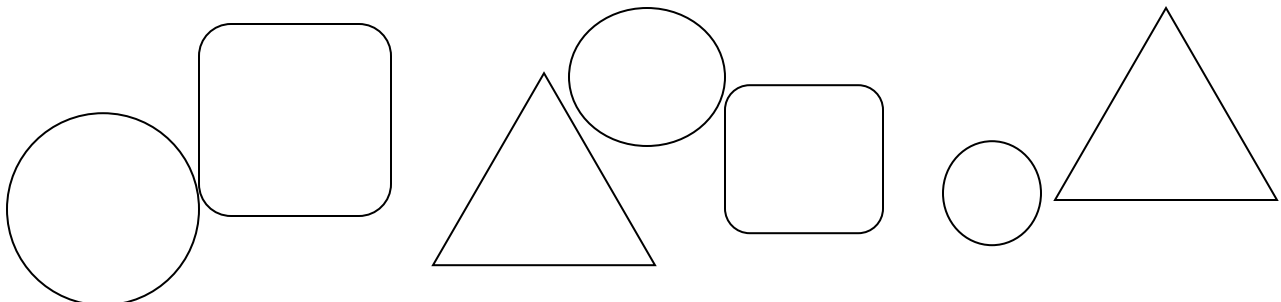


.....

.....

.....

4)Colour the Circles green and the triangles blue:-



Sheet (12)

1)What's after?



10,,

12,,

8,,

15,,

2)Count and write the number:-



3)Which is bigger?

11 - 17


15 - 10

14 - 9

8 - 16




18	18	18	18
.....
.....
.....
.....
.....

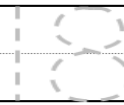
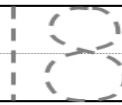
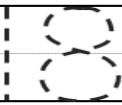


18

eighteen
pigs



18




18	18	18	18
.....
.....
.....
.....
.....





19 19 19 19 19

19	19	19	19
.....
.....
.....
.....
.....

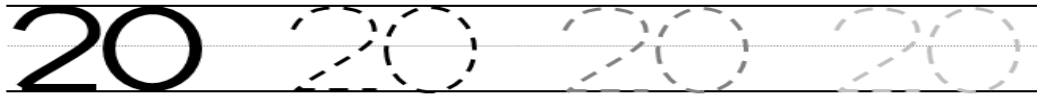


19 nineteen
apples




19 19 19 19 19

19	19	19	19
.....
.....
.....
.....
.....



20	20	20	20
.....
.....
.....
.....
.....

20 twenty
seeds



20 20 20 20

20	20	20	20
.....
.....
.....
.....
.....

Sheet(13)

1) What's after:

0 , ,

5 , ,

10 , ,

16 , ,

2)Circle the biggest number:

5	9
---	---

12	8
----	---

0	20
---	----

16	14
----	----

3)Count and write:



.....


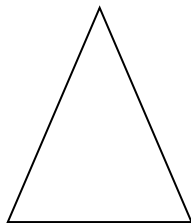




.....



.....

4)Colour the triangles red and the squares blue:



Sheet(14)


1)Complete the numbers:

1
.....

2)Count and match:



8



13



11

3)Circle the biggest number:

9	5
----------	----------

10	15
-----------	-----------

17	7
-----------	----------

8	19
----------	-----------

2	6
----------	----------

12	20
-----------	-----------

4)Add the following numbers:

3 + 5 =

6 + 2 =

1 + 8 =

12 + 1 =

Sheet(15)

1)What's after:

0 ,

5,

9,

3 ,

11,

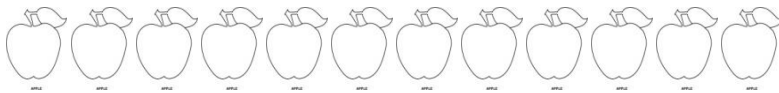
14,

16 ,

10,

19,

2)Count and match:



19



12



7

3)Add:




7 + 3 =

1 + 9 =

5 + 2 =

11 + 4 =

4)Colour the rectangles with blue:


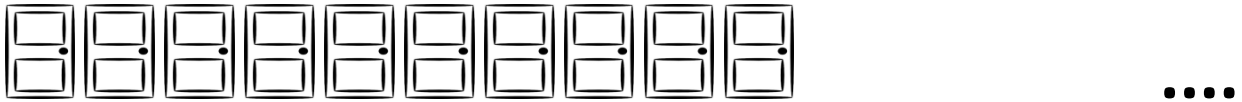
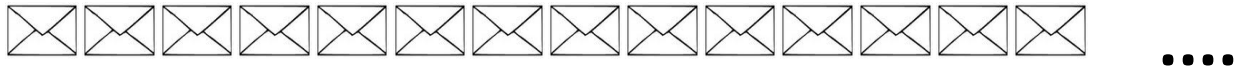


Sheet(16)

1)Complete:

0,

2)Count and write the numbers:



3) Add:

1 + 8 =

2 + 6 =

10 + 2 =

7 + 3 =

11 + 3 =

5 + 5 =

4)Circle the biggest number:

0 3

19 15

2 5

7 18

20 10

13 6

Sheet(17)

1) Complete the numbers:

0
....

2) Add the following numbers:

$2 + 6 =$

$9 + 1 =$

$14 + 1 =$

$3 + 5 =$

3) Count and write the number:



....



....



....

4) Circle the biggest number:

0	10
---	----

20	18
----	----

7	13
---	----

Sheet(18)

1) Complete the numbers:

0
....

2) What's after:

0,,

3,,

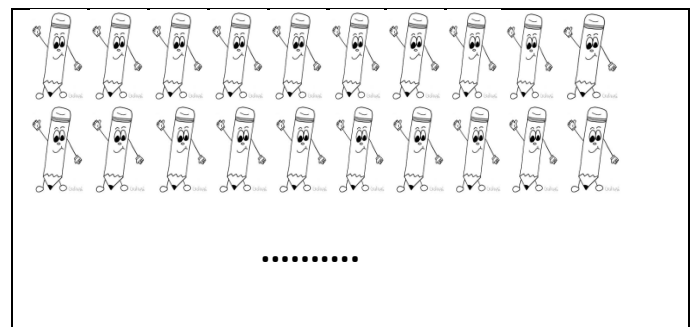


8,,

13,,

16,,

18,,

3) Count and write the number:



4) Add the following numbers:

$0 + 9 =$

$7 + 4 =$

$12 + 2 =$

$5 + 4 =$

$1 + 8 =$

$0 + 10 =$


5) Circle the biggest number:

0	9
---	---

19	14
----	----

8	20
---	----


10	5
----	---

6) Colour the circles with green and the rectangles with red:

Addition

1. Circle the biggest number.
2. Put the biggest number on your head (mind).
3. Put the smallest on your fingers (hand).
4. Count after the biggest number.

step 1



step 2

+

2



step 3

=

5

step 4



Count and write the correct number in the box.

1 + 4 = 5





2 + 1 = 3

3 + 2 = 5


1 + 2 = 3

1 + 3 = 4


Count, add and write the correct number in the box.




Count the number of dots on each domino and fill in the total.




___ + ___ = ___



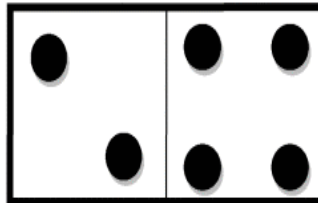
___ + ___ = ___




___ + ___ = ___




___ + ___ = ___




___ + ___ = ___




___ + ___ = ___



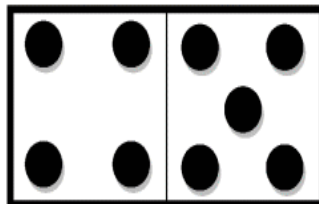
___ + ___ = ___




___ + ___ = ___




___ + ___ = ___



___ + ___ = ___



___ + ___ = ___



___ + ___ = ___

Handwritten signature

(C.W)

Add the following numbers:

$$3 + 1 = \boxed{4}$$

$$2 + 1 = \boxed{}$$

$$0 + 5 = \boxed{}$$

$$12 + 2 = \boxed{}$$

$$7 + 3 = \boxed{}$$

$$6 + 3 = \boxed{}$$

$$7 + 0 = \boxed{}$$

(H.W)**Add the following numbers:**

$9 + 1 = \square$

$0 + 5 = \square$

$12 + 1 = \square$

$10 + 3 = \square$

$3 + 5 = \square$

$6 + 5 = \square$

$9 + 0 = \square$

