



GRAMMAR



[DATE]

[COMPANY NAME]

[Company address]

Date :

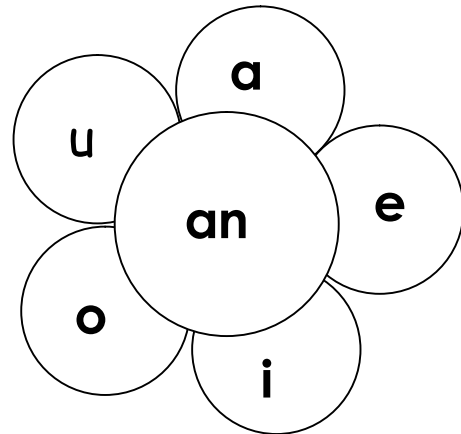
Lesson (1)

(a - an)

- **an** before → the vowels (**a - e - i - o - u**)

- **a** before → the consonants

a - an = one



Examples :

an apple

an orange

an egg

an ice cream

an umbrella

a box

a cat

a dog

a fox

a rat

Exercise

(1) The five vowels are , , , ,

(2) Put (a) or (an) :

1- cow.

2- igloo.

3- eraser.

4- tree.

5- desk.

6- ant.

7- uncle.

8- bag.

9- star.

10- ox.

(3) Read and match:

cake

eye

iguana

a

zebra

hat

flower

axe

an

nose

radio

onion

H.W

(1) What are the five vowels ?

..... , , , ,

(2) Put (a) or (an) :

1- fish.

2- ink pen.

3- ear.

4- nest.

5- girl.

6- arm.

7- umbrella.

8- parrot.

(3) Read and match:

kangaroo

elbow

ice cream

an

yoyo

lion

a

queen

arrow

jug

(4) Choose and write :

rose - rectangle - arm - bee - insect - sister
circle - elephant - octopus - umbrella - king

a

.....

.....

.....

.....

.....

an

.....

.....

.....

.....

.....

Date :

Lesson (2)

Singular and Plural

Singular means one thing

Plural means more than one thing

- To change from singular into plural :

1- cross out a – an – one

2- add (**s**) at the end of the noun .

Examples :

a ball plural → ballss

an ant plural → antss

one bag plural → bagss


Exercise

(1) Circle and write:




bird
birds

3



cats
cat

1



frog
frogs

6

(2) Change from singular to plural:

- a dog

- an egg

- one book

- a pen

- an orange


- 1 boy

- a girl

- an apple


H.W

(1) Circle and write:



snake
snakes

a



parrots
parrot

4



dog
dogs

2

(2) Change from singular to plural:

- a bag

- an ear

- one door

- a rat

- an uncle

- 1 girl

- a car

- an arm


Date :

Lesson (3)

Personal Pronouns (singular)




I



it



he



she

Example :

mummy → **she**

daddy → **he**

a cat → **it**

Lilly → **she**

Liam → **he**

Charlie → **it**

grandma → **she**

grandpa → **he**

a tree → **it**

Exercise

(1) Read and circle:

He	<table border="1" style="width: 100%; border-collapse: collapse;"><tr><td style="text-align: center;">Lilly</td></tr><tr><td style="text-align: center;">grandpa</td></tr></table>	Lilly	grandpa	she	<table border="1" style="width: 100%; border-collapse: collapse;"><tr><td style="text-align: center;">Nanny rose</td></tr><tr><td style="text-align: center;">a cat</td></tr></table>	Nanny rose	a cat
Lilly							
grandpa							
Nanny rose							
a cat							
She	<table border="1" style="width: 100%; border-collapse: collapse;"><tr><td style="text-align: center;">grandma</td></tr><tr><td style="text-align: center;">daddy</td></tr></table>	grandma	daddy	It	<table border="1" style="width: 100%; border-collapse: collapse;"><tr><td style="text-align: center;">a bed</td></tr><tr><td style="text-align: center;">chairs</td></tr></table>	a bed	chairs
grandma							
daddy							
a bed							
chairs							

(2) Replace the underlined word with the following :

he - she - it

- 1- Tom has a big car. (.....)
- 2- The cat eats fish. (.....)
- 3- Lilly is a pupil. (.....)
- 4- Daddy is sleeping. (.....)
- 5- Mummy likes apples. (.....)
- 6- Charlie is a chimp. (.....)
- 7- The bed is blue. (.....)
- 8- The rose is red. (.....)

H.W

(1) Read and circle:

She

grandma

daddy

It

Charlie

Liam

It

grandpa

a table

he

daddy

a radio

(2) Replace the underlined word with the following :

he - she - it

1- Liam has a toy. (.....)

2- Mummy likes fish. (.....)

3- A rat is small. (.....)

4- Charlie is playing. (.....)

5- Grandma is in the kitchen. (.....)

6- Grandpa is happy. (.....)

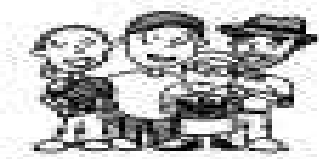
7- The bag is blue. (.....)

8- Lilly is pretty. (.....)

Date :

Lesson (4)

Personal Pronouns (plural)



We



they



you



you

Example :

dogs / cars / schools → **they**

Liam and I → **we**

grandpa and grandma → **they**

People
I he she we you they

Thing (s) / Animal (s) / Place (s)
it they

Exercise

(1) Replace the underlined word with the following :

(he – she – it – we –they)

- 1- Tom and I are friends. (.....)
- 2- Mummy and daddy like apples. (.....)
- 3- The rose is red. (.....)
- 4- Liam is a good boy. (.....)
- 5- Mummy likes fish. (.....)
- 6- A cat is small. (.....)
- 7- Lilly is playing. (.....)
- 8- Grandma and I are in the kitchen. (.....)
- 9- Grandpa is happy. (.....)
- 10- The girls are in the garden. (.....)
- 11- Nanny and I are eting. (.....)
- 12- Grandma is eating. (.....)
- 13- Parrots can fly. (.....)

H.W

(1) Put (a) or (an) :

1- door.

2- insect.

3- eye.

4- mango.

5- fish.

6- ox.

(2) Replace the underline word with the following :

(he – she – it – we –they)

1- Mummy and I are friends. (.....)

2- grandma and grandpa like apples. (.....)

3- The ruler is yellow. (.....)

4- Nanny Rose is happy. (.....)

5- Liam likes fish. (.....)

(3) Change from singular to plural:

- a dog

- an egg

- one car

- a mat

Date :

Lesson (5)

Verb (to be) (singular)

He →
She → **is**
It ↗

I → **am**

Examples:

- Liam / He **is** a boy.
- Lilly / She **is** a girl.
- A cat / It **is** small.
- The bag / It **is** red.
- I **am** happy .

Exercise

(1) Put (am – is) :

1- Liam a good boy .

2- Grandma in the kitchen .

3- Charlie sleeping .

4- She clever .

5- He playing.

6- I six years old .

7- My pencil red .

8- Daddy in the garden .

9- Lilly a school girl .

H.W

(1) Put (am – is) :

1- I a good boy .

2- Grandpa in the garden .

3- Charlie sleeping .

4- She clever .

5- He playing.

6- I in kg2 .

7- My pencil red .

8- Daddy in the bedroom .

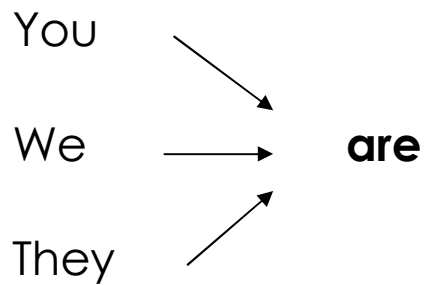
9- Lilly a school girl .

10- It a cat .

Date :

Lesson (6)

Verb (to be) (plural)



Exercise :

- Lilly and I / We are eating pizza.
- Lionss / They are big .
- Bagss / They are pink .
- You are clever.

Exercise

(1) Put (am - is - are) :

1- She a good girl .

2- He in the garden.

3- We sleeping .

4- You small .

5- It eatng.

6- I seven years old .

7- They reading .

8- Charlie in the garden .

9- You a school boy .

H.W

(1) Put (am - is - are) :

1- Liam a good boy .

2- Daddy and mummy in the garden.

3- We sleeping .

4- It small .

5- He eatng.

6- I seven years old .

7- They reading .

8- Nanny and I in the garden .

9- You a school girl .

10- I happy .


Date :

Lesson (7)

Yes, it is. / No, it isn't

- Is it an elephant ?

Yes , it is .



- Is it an arm ?

No , it isn't .



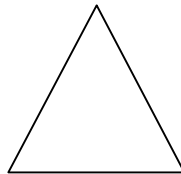
- Is it a cat ?

Yes , it is .



- Is it an apple ?


No , it isn't .



Exercise

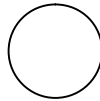
Answer using (Yes, it is) or (No , it isn't)

1- Is it a square ?



..... ,

2- Is it a triangle ?



..... ,

3- Is it a fish ?



..... ,

4- Is it an elephant ?



..... ,

5- Is it an eye ?



..... ,

6- Is it a nose ?



..... ,

H.W

1-Is it a radio ?



..... ,

2-Is it a snake ?



..... ,

3-Is it a table ?



..... ,

4-Is it a parrot ?



..... ,

5-Is it a horse ?



..... ,

Date :

Lesson (8)
This – These

- To change the whole sentence from singular into plural ,
we must cross out (a) or (an)

- This → These

- is → are

Examples:

1- This is ~~a~~ ball .
↓ ↓ ↓
These are balls .

2- This is ~~an~~ egg .
↓ ↓ ↓
These are eggs

3- This is ~~one~~ book .
↓ ↓ ↓
These are books

Exercise :

Change from singular into plural :

1- This is one car .

.....

2- This is a dog.

.....

3- This is an ear.

.....

4- This is one hat.

.....

5- This is a monkey.

.....

6- This is an axe.

.....

7- This is one bird.

.....

(H.W)

Change from singular into plural :

1- This is one frog.

.....

2- This is a parrot.

.....

3- This is an eye.

.....

4- This is one skirt.

.....

5- This is a snake.

.....

6- This is an igloo.

.....

7- This is one door.


.....


Date :

Lesson (9)
Can you?


- Yes , I can


- No , I can't


- Can you swim ? 
Yes , I can .


- can you fly ? 
NO , I can't .

Exercise :


1- Can you climb ? 
..... ,


2 - Can you dance ? 
..... ,


3 - Can you run ? 
..... ,


4- Can you clap ? 
..... ,


(H.W)


5 - Can you sing ? 
..... ,


6 - Can you crawl ? 
..... ,

7 - Can you walk ? 
..... ,

8 - Can you jump ? 
..... ,

9 - Can you swim ? 
..... ,

10 - Can you hop ? 
..... ,

11 - Can you clap ? 
..... ,

Date :

Lesson (10)
Prepositions

- in

- on

- under

- behind

- next to

- in front of

- Examples :

1- The boy is in the box .

2- The boy is on the box .

3- The boy is under the box .

4- The boy is behind the box .

5- The boy is next to the box .

6- The boy is in front of the box .

Exercise :

Match :

1- under

2- in front of

3- on


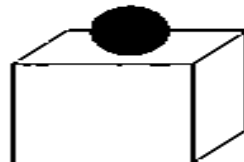

4- behind

5- next to

6- in



Write (in – on – under – behind – in front of – next):



.....

.....

.....

(H.W.)

Put (in – on – under- behind – in front of – next to) :

1- The ball is the box.



2- The ball is the box.



3- The ball is the box.



4- The ball is the box.



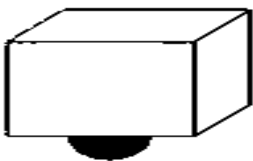
5- The ball is the box.




6- The ball is the box.



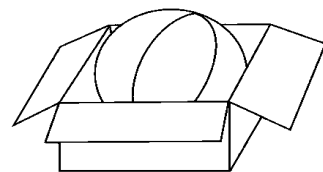
Write (in – on – under – behind – in front of – next) :



.....



.....



.....

Grammar revision sheet 1

1. Put (am – is – are):

- I in St. Joseph school.
- Lilly in the bedroom.
- Daddy..... in the kitchen.
- Nanny rose and I sleeping.
- They in the living room.

2. Change from singular to plural:

- A ballerina =
- An egg =
- One pen =
- A soldier =
- An umbrella =
- One van =

3. Put (he-she- it – we- they):

- Charlie and I are in the garden.
(.....)
- Liam is eating apples.
(.....)

- **Lilly** is jumping.
(.....)

- **Mummy and Daddy** are sleeping.
(.....)


- **My pencil** is pink.
(.....)

4. **Put (a – an):**

- This is dress.
- This is elephant.
- This is bird.
- This is ear.
- This is vet.
- This is parrot.


5. **Answer using (yes, it is) or (no, it isn't):**

- Is it **a** fish?



.....

- Is it **an** igloo?




.....



- Is it a chair?

.....

- Is it a snake?



.....

- Is it an umbrella?



.....

6. Answer using (yes, I can) or (no, I can't):

- Can you dance?

.....

- Can you fly?

.....

- Can you play?

.....
• Can you crawl?



.....
• Can you jump?



.....
• Can you eat?



.....
• Can you sing?



.....
• Can you climb?



7. Change from singular to plural:

• This is a frog.

.....

• This is an ear.

.....

- This is one bag.

.....

- This is a ball.

.....

- This is an orange.

.....

- This is a doll.

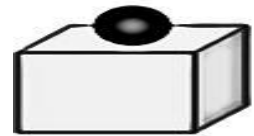
.....

- This is one umbrella.

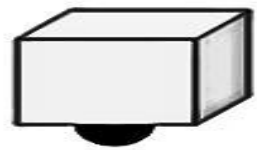
.....

8. Match:

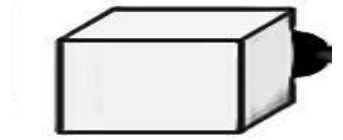
- In



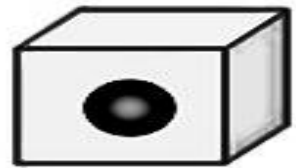
- On



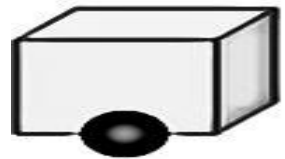
- under



- In front of



- behind



Grammar revision sheet 2

Change from singular to plural:

- A dog =
- An igloo =
- One cake =

- A banana =
- An apple =
- One car =

Put (am – is – are):

- I happy.
- Mummy in the bedroom.
- Grandpa and grandma in the kitchen.
- Daddy and I sleeping.
- Charlie in the garden.

Put (he – she – it – we – they):

- **Daddy and I** are in the garden.
(.....)
- **Grandma** is eating apples.
(.....)
- **Lilly and Liam** are jumping.
(.....)
- **Daddy** is sleeping.
(.....)
- **Charlie** is a monkey.
(.....)

Put (a – an):

- This is dog.
- This is egg.
- This is boy.
- This is table.
- This is umbrella.
- This is hat.


Answer using (yes, it is) or (no, it isn't):

- Is it an ice cream cone ?



.....

- Is it a pen?



.....

- Is it a cat?




.....

- Is it an umbrella?



.....

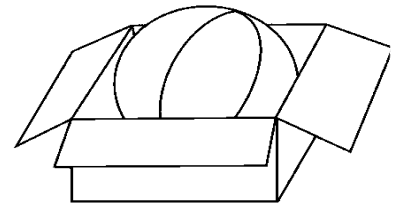


- Is it a fish?

.....

Put (in – on – under – in front of – behind):

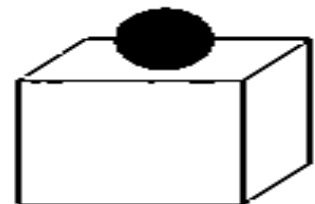
- The ball is
the box.




- The girl is
the box.



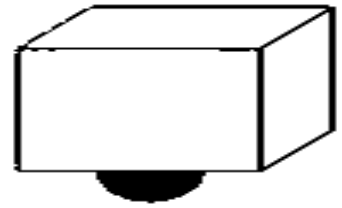
- The ball is
the box.



- The girl is
the box.



- The ball is
the box.



Answer using (yes, I can) or (no, I can't):

- Can you swim? 😊
.....
- Can you fly? ☹️
.....
- Can you play? 😊
.....
- Can you crawl? ☹️
.....
- Can you climb? ☹️
.....

- Can you eat?



.....

- Can you sing?



.....

- Can you jump?



.....

Change from singular to plural:

- This is a bag.

.....

- This is an egg.

.....

- This is one car.

.....

- This is a ball.

.....

- This is **an orange**.

.....

- This is **a doll**.

.....

- This is **one umbrella**.

.....